

A large, solid red silhouette of a horse in a running or galloping pose, facing right. The horse's tail is raised and curved, and its legs are in mid-stride. The silhouette is centered horizontally and vertically on the page.

Welcome to

Monte Vista High School

Student Technology Orientation Guide

A red silhouette of a horse and its foal running. The horse is in the foreground, and the foal is running alongside it. The text "To get started..." is written in white on the horse's body.

To get started...



You should know how to...

<u>Tips to be successful in a new digital school</u>	<u>How to find resources on the school website</u>	<u>Use your daily planner</u>
<u>How to change your student email password</u>	<u>How to access the Tech Guide for google Apps</u>	<u>What about Schoology</u>
<u>How to access the WI-FI on campus</u>	<u>How to log on SRVUSD Student portal</u>	<u>How to access Library Resources</u>

Tips to be successful in a new digital school

The district has issued a chromebook to each student. Make sure to bring THAT computer to school, charged and connected to the Campus Wi-Fi EVERY DAY.

Tips to be successful in a new digital school

- Get a locker and store a spare charger on campus in case you forget yours
- Put your chromebook to charge as soon as you get home from school and any chance you get. Teachers have spares in their classrooms.
- Create a list of passwords either in a note on your phone or with a software such as Keeper or LastPass

How to change your student email password

Because your student email address includes your student ID, you need to change your login password (which used to be your student ID) to something that doesn't include your student ID #



VIDEO


- Go to <https://password.srvusd.net>
- Click on Change password
- Enter the first part of your student email address
WITHOUT
“@students.srvusd.net”
- Follow the prompts to complete your password change
- If you have problems, contact portalhelp@srvusd.net and include your name, ID and what the problem is.

How to access the wi-fi on campus

Your computer and phone need to be connected to the campus wi-fi network when you are on campus



VIDEO

- Go to the  on your computer (top corner for MAC and bottom corner for PC) or your phone (under settings/Wi-fi/network or connections)
- Find SRVUSD-BYOD (“forget” any previous SRVUSD network available)
- Select Connect automatically option if available and click connect/ok
- Your username should look like this: StudentID#@students.srvusd.net
- Your username and password for your SRVUSD account are the same as your Google Apps account username and password



**Where to go for student
account problems...**

Email portalhelp@srvusd.net

**Include your
name, ID and
what the
problem is.**

For general IT support,
please email [IT HELP
DESK](#)



SCHOOLOGY

What about Schoology

Schoology is a district wide tool that will be used by teachers and students to post and view course materials, check due dates, view reports of student progress and grades. It will also be the main communication tool between classrooms, students and families as grades will automatically post on Infinite Campus (IC) *via* Schoology.

- You will receive training on how to use Schoology at a later time

Check out what
Schoology is all
about

Use your daily Planner

While Schoology will be your main learning management system, your old fashion paper daily planner remains important in staying organized and making sure you are not missing anything important.

- 1) Go to [MV Website](#). In the top menu bar, click on
 - a) Academics
 - b) Daily Planner



VIDEO



**MV Website
Resources**

How to find cool resources on the school website

The website has everything you will ever need to know about Monte Vista High School



VIDEO

1. Go to [MV Website](#). In the top menu bar, click on
 - School for map, bell schedule, attendance and dates
 - Students
 - a. [Quick links for students](#) for tech support
 - b. [Frosh Class](#) for event dates, 9th Grade night info, personal four year plan, etc.
 - c. [Welcome New Students](#), for course Selection packet, campus tour, grade Night info / clubs
 - Academics
 - a. [Study Tips](#) to learn how to take tests with less anxiety, how to use visual strategies for learning, etc.
 - b. Daily Planner to learn how to use your planner and get organized!

How to access the Tech Guide for google apps

This cool guide will list TONS of tutorials for all the google apps



- Step-by-step instructions (and videos) on how to do everything from creating a google doc to understanding how to submit an assignment on Schoology
- Will be hosted on the website under [Quick links to Students](#)

How to log on SRVUSD Student portal

Access digital textbooks, find past documents and assignments saved in the district cloud



VIDEO

- Go to [MV Website](#)
- In the top menu bar, Click on Students and then Quick links for students
- Scroll half way down the page and click on [SRVUSD Student portal](#) under Student Tech Support
- Login in with your credentials



**MV Library
Resources**

How to Access Library Resources

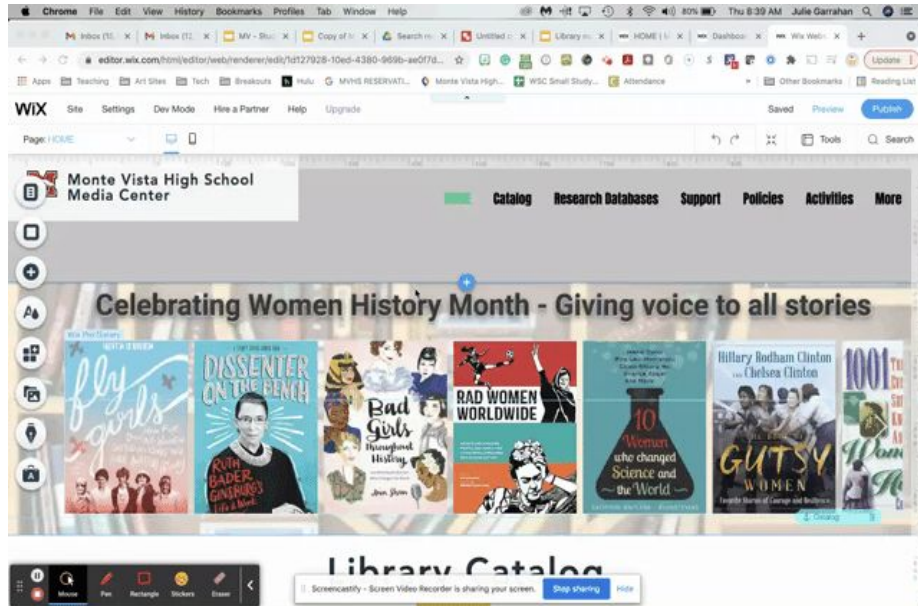
1. Go to [MV Website](#). In the top menu bar, click on

➔ Academics

Then click on Library and Media Center to go to the Library Website



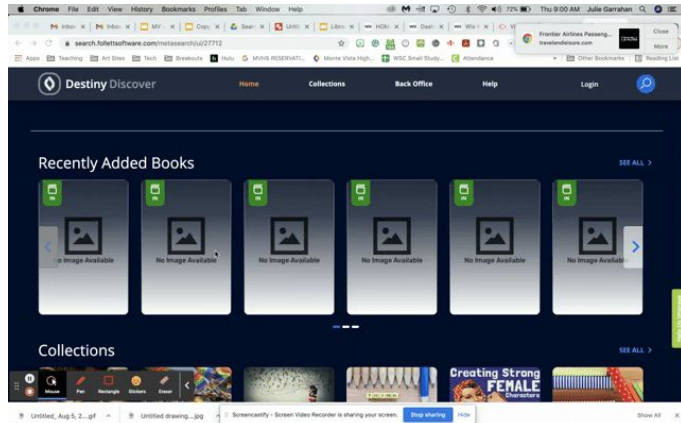
The Library Website



- The navigational buttons at the top will get you to sections of the website quickly or you can scroll down the site
- At the bottom, you will find training modules on how to put a book on hold or get started with SORA (ebooks and audiobooks)

How to use the Library Catalog

Library Catalog



- Go to [Library Website](#)
- Under the catalog, you will find the MV Book Catalog (Destiny Discover)
- You can look up books by title or author OR if you like a particular genre you can filter that way.
- Lastly, there are collections of books that deal with a particular subject